

Hand shower FlowReduce - Chrome

IMO



























28 019 979



- COMPACT RAIN, max. flow rate 6.8 l/min (at 3 bar)
- with anti-scale system
- 1/2" connection
- This product can help a building meet the requirements of Green Building Rating Systems, e.g. LEED®, BREEAM®, DGNB

Intrinsic protection against back flow.

Fits: IMO, LULU, MADISON, MEM, TARA, CL.1, LISSÉ, VAIA, META, CYO

| | | |
|---|-------------------------------|--------------------|
|  | Chrome | 28 019 979-00 0010 |
|  | Chrome | 28 019 979-00 |
|  | Brushed Platinum | 28 019 979-06 |
|  | Brushed Platinum | 28 019 979-06 0010 |
|  | Platinum | 28 019 979-08 |
|  | Platinum | 28 019 979-08 0010 |
|  | Dark Chrome | 28 019 979-19 |
|  | Dark Chrome | 28 019 979-19 0010 |
|  | Light Gold | 28 019 979-26 0010 |
|  | Light Gold | 28 019 979-26 |
|  | Brushed Light Gold | 28 019 979-27 0010 |
|  | Brushed Light Gold | 28 019 979-27 |
|  | Brushed Durabrass (23kt Gold) | 28 019 979-28 |
|  | Brushed Durabrass (23kt Gold) | 28 019 979-28 0010 |
|  | Matte Black | 28 019 979-33 |
|  | Matte Black | 28 019 979-33 0010 |
|  | Brushed Bronze | 28 019 979-42 |
|  | Brushed Bronze | 28 019 979-42 0010 |
|  | Brushed Champagne (22kt Gold) | 28 019 979-46 |
|  | Brushed Champagne (22kt Gold) | 28 019 979-46 0010 |
|  | Champagne (22kt Gold) | 28 019 979-47 |
|  | Champagne (22kt Gold) | 28 019 979-47 0010 |
|  | Brushed Chrome | 28 019 979-93 |
|  | Brushed Chrome | 28 019 979-93 0010 |
|  | Brushed Dark Platinum | 28 019 979-99 |
|  | Brushed Dark Platinum | 28 019 979-99 0010 |



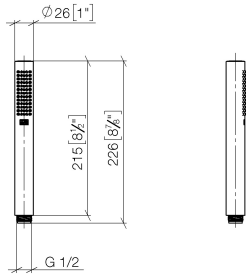
Hand shower FlowReduce - Chrome

IMO

28 019 979

28 019 979

mm [inches]



Flow rate chart



Certificates

LGA_29985.

28 019 979

Parts for other finishes can be found here: Chrome



Spare parts list

| No. | Item Number | Name | Quantity used | Delivery time |
|-----|-----------------|-------|---------------|---------------|
| 1 | 09 23 01 039 90 | sieve | 1 | 2 |
| 2 | 09 21 02 153-00 | cap | 1 | 10 |